

SUPERCAR CHALLENGE + GT&PROTO


SPA RACING FESTIVAL

RACE 1

Sector Analysis

Personal Best Session Best B Crossing the finish line in pit lane

Lap	D	Time	Sector 1	Sector 2	Sector 3	T. Spd	Elapsed	Lap	D	Time	Sector 1	Sector 2	Sector 3	T. Spd	Elapsed	
106	BODA Racing 1. Bob HERBER							PORSCHE 991 Gen II GT	1	1	3:26.852	49.578	1:25.187	1:12.087	224.5	3:26.852
	2	1	3:55.647	1:09.386	1:32.179	1:13.082	121.6	7:21.499								
	3	1	3:49.992	1:17.246	1:42.653	50.093	118.2	11:11.491								
	4	1	2:33.716	42.553	1:11.494	39.669	239.5	13:45.207								
	5	1	2:31.830	42.206	1:10.332	39.292	257.8	16:17.037								
	6	1	2:30.989	42.372	1:09.525	39.092	256.5	18:48.026								
	7	1	2:31.952	42.201	1:10.306	39.445	243.8	21:19.978								
	8	1	2:31.492	42.357	1:09.886	39.249	250.6	23:51.470								
	9	1	2:40.619 B	42.603	1:10.290	47.726	248.8	26:32.089								
	10	1	4:04.668	2:15.357	1:09.782	39.529	251.2	30:36.757								
	11	1	2:32.684	42.506	1:10.554	39.624	212.2	33:09.441								
	12	1	2:32.365	42.127	1:10.011	40.227	248.3	35:41.806								
	13	1	2:32.229	42.263	1:10.696	39.270	248.8	38:14.035								
	14	1	2:33.664	42.047	1:10.339	41.278	252.3	40:47.699								
	15	1	2:31.377	42.195	1:09.939	39.243	247.7	43:19.076								
	16	1	2:34.743	42.426	1:11.524	40.793	250.0	45:53.819								
	17	1	2:31.296	42.371	1:09.706	39.219	255.9	48:25.115								
	18	1	2:34.431	43.373	1:10.850	40.208	254.7	50:59.546								
	19	1	2:35.583	44.558	1:11.164	39.861	248.3	53:35.129								
	20	1	2:31.206	42.092	1:09.838	39.276	251.7	56:06.335								
	21	1	2:32.152	42.689	1:09.726	39.737	254.1	58:38.487								
	22	1	2:32.975	43.223	1:10.093	39.659	247.1	1:01:11.462								
	23	1	2:33.114	43.805	1:10.344	38.965	218.2	1:03:44.576								
107	BODA Racing 1. Daan MEIJER							PORSCHE 991 GT3 Cup GT	1	1	3:41.183	59.596	1:31.292	1:10.295	198.2	3:41.183
	2	1	3:56.813	1:12.488	1:30.452	1:13.873	121.1	7:37.996								
	3	1	3:53.637	1:17.735	1:39.010	56.892	126.9	11:31.633								
	4	1	2:44.653	45.286	1:17.373	41.994	215.6	14:16.286								
	5	1	2:43.214	44.922	1:14.895	43.397	220.9	16:59.500								
	6	1	2:42.513	44.986	1:14.378	43.149	214.3	19:42.013								
	7	1	2:45.134	45.132	1:14.815	45.187	220.4	22:27.147								
	8	1	2:59.458 B	46.455	1:19.101	53.902	200.4	25:26.605								
	9	1	4:19.473	2:17.595	1:17.703	44.175	210.5	29:46.078								
	10	1	2:44.450	45.910	1:15.975	42.565	213.9	32:30.528								
	11	1	2:46.804	45.074	1:17.194	44.536	213.9	35:17.332								
	12	1	2:48.218	46.536	1:17.179	44.503	196.4	38:05.550								
	13	1	2:44.500	45.512	1:15.068	43.920	217.7	40:50.050								
	14	1	2:47.528	45.553	1:18.223	43.752	233.8	43:37.578								
	15	1	2:46.686	45.302	1:18.011	43.373	229.8	46:24.264								
	16	1	2:43.610	45.013	1:15.765	42.832	220.4	49:07.874								
	17	1	2:44.028	45.327	1:16.436	42.265	223.6	51:51.902								
	18	1	2:43.527	44.467	1:15.991	43.069	236.8	54:35.429								
	19	1	2:43.570	45.368	1:15.342	42.860	211.8	57:18.999								
	20	1	2:43.880	45.368	1:15.149	43.363	213.4	1:00:02.879								
	21	1	2:42.966	45.029	1:15.022	42.915	222.2	1:02:45.845								
	22	1	2:46.997	47.212	1:16.724	43.061	211.8	1:05:32.842								
108	JR Motorsport 1. Martin LANTING							BMW M3 GTMR GT	1	1	3:21.519	47.943	1:23.796	1:09.780	217.7	3:21.519
	2	1	3:54.420	1:10.502	1:32.910	1:11.008	142.9	7:15.939								
	3	1	3:53.390	1:17.807	1:43.992	51.591	148.6	11:09.329								
	4	1	2:35.202	44.400	1:11.108	39.694	235.3	13:44.531								
	5	1	2:40.095	43.526	1:09.931	46.638	233.3	16:24.626								
	6	1	2:32.518	43.833	1:08.907	39.778	233.8	18:57.144								
109	Topper Team 1. Dirk SCHULZ							PORSCHE 997 Cup GT	1	1	3:41.183	59.596	1:31.292	1:10.295	198.2	3:41.183
	2	1	3:56.813	1:12.488	1:30.452	1:13.873	121.1	7:37.996								
	3	1	3:53.637	1:17.735	1:39.010	56.892	126.9	11:31.633								
	4	1	2:44.653	45.286	1:17.373	41.994	215.6	14:16.286								
	5	1	2:43.214	44.922	1:14.895	43.397	220.9	16:59.500								
	6	1	2:42.513	44.986	1:14.378	43.149	214.3	19:42.013								
	7	1	2:45.134	45.132	1:14.815	45.187	220.4	22:27.147								
	8	1	2:59.458 B	46.455	1:19.101	53.902	200.4	25:26.605								
	9	1	4:19.473	2:17.595	1:17.703	44.175	210.5	29:46.078								
	10	1	2:44.450	45.910	1:15.975	42.565	213.9	32:30.528								
	11	1	2:46.804	45.074	1:17.194	44.536	213.9	35:17.332								
	12	1	2:48.218	46.536	1:17.179	44.503	196.4	38:05.550								
	13	1	2:44.500	45.512	1:15.068	43.920	217.7	40:50.050								
	14	1	2:47.528	45.553	1:18.223	43.752	233.8	43:37.578								
	15	1	2:46.686	45.302	1:18.011	43.373	229.8	46:24.264								
	16	1	2:43.610	45.013	1:15.765	42.832	220.4	49:07.874								
	17	1	2:44.028	45.327	1:16.436	42.265	223.6	51:51.902								
	18	1	2:43.527	44.467	1:15.991	43.069	236.8	54:35.429								
	19	1	2:43.570	45.368	1:15.342	42.860	211.8	57:18.999								
	20	1	2:43.880	45.368	1:15.149	43.363	213.4	1:00:02.879								
	21	1	2:42.966	45.029	1:15.022	42.915	222.2	1:02:45.845								
	22	1	2:46.997	47.212	1:16.724	43.061	211.8	1:05:32.842								
111	JR Motorsport 1. Ward SLUYS 2. Bas SCHOUTEN							BMW M4 Silhouette GT	1	1	3:21.519	47.943	1:23.796	1:09.780	217.7	3:21.519
	2	1	3:54.420	1:10.502	1:32.910	1:11.008	142.9	7:15.939								
	3	1	3:53.390	1:17.807	1:43.992	51.591	148.6	11:09.329								
	4	1	2:35.202	44.400	1:11.108	39.694	235.3	13:44.531								
	5	1	2:40.095	43.526	1:09.931	46.638	233.3	16:24.626								
	6	1	2:32.518	43.833	1:08.907	39.778	233.8	18:57.144								



SUPERCAR CHALLENGE + GT&PROTO

SPA RACING FESTIVAL

RACE 1

Sector Analysis

Lap	D	Time	Sector 1	Sector 2	Sector 3	T. Spd	Elapsed	Lap	D	Time	Sector 1	Sector 2	Sector 3	T. Spd	Elapsed
7	1	2:36.983	43.473	1:08.542	44.968	235.8	21:34.127	11	1	2:30.166	40.732	1:10.385	39.049	271.4	32:34.049
8	1	3:44.299	1:56.832	1:08.384	39.083	228.8	25:18.426	12	1	2:30.051	41.462	1:09.387	39.202	252.9	35:04.100
9	1	2:28.734	42.533	1:06.802	39.399	240.5	27:47.160	13	1	2:31.285	40.682	1:10.334	40.269	272.7	37:35.385
10	1	2:30.356	42.444	1:08.150	39.762	240.5	30:17.516	14	1	2:31.048	41.146	1:09.609	40.293	272.7	40:06.433
11	1	2:31.218	45.319	1:06.946	38.953	233.8	32:48.734	15	1	2:31.130	41.922	1:09.644	39.564	269.3	42:37.563
12	1	2:30.678	42.234	1:08.446	39.998	242.2	35:19.412	16	1	2:31.455	41.201	1:10.237	40.017	248.8	45:09.018
13	1	2:30.862	44.328	1:07.605	38.929	232.3	37:50.274	17	1	2:31.271	41.052	1:10.885	39.334	270.0	47:40.289
14	1	2:31.000	42.092	1:09.010	39.898	246.6	40:21.274	18	1	2:30.704	41.057	1:10.327	39.320	244.3	50:10.993
15	1	2:31.564	42.252	1:09.917	39.395	241.6	42:52.838	19	1	2:30.867	41.503	1:10.126	39.238	258.4	52:41.860
16	1	2:28.213	42.213	1:07.403	38.597	243.2	45:21.051	20	1	2:31.058	40.847	1:11.218	38.993	260.9	55:12.918
17	1	2:31.897	43.281	1:08.470	40.146	240.5	47:52.948	21	1	2:32.348	40.679	1:11.371	40.298	271.4	57:45.266
18	1	2:29.175	42.381	1:07.706	39.088	246.0	50:22.123	22	1	2:32.173	41.229	1:11.452	39.492	272.7	1:00:17.439
19	1	2:29.811	42.235	1:08.255	39.321	243.2	52:51.934	23	1	2:30.310	40.943	1:09.930	39.437	272.7	1:02:47.749
20	1	2:28.257	42.581	1:06.775	38.901	239.5	55:20.191	24	1	2:32.592	41.261	1:10.849	40.482	249.4	1:05:20.341
21	1	2:30.381	42.247	1:08.650	39.484	243.8	57:50.572								
22	1	2:31.304	42.458	1:08.439	40.407	246.0	1:00:21.876								
23	1	2:28.188	42.203	1:06.859	39.126	242.2	1:02:50.064								
24	1	2:31.359	42.899	1:08.770	39.690	237.9	1:05:21.423								

Personal Best Session Best B Crossing the finish line in pit lane


Lap	D	Time	Sector 1	Sector 2	Sector 3	T. Spd	Elapsed
1	1	3:45.671	1:03.693	1:30.950	1:11.028	215.6	3:45.671
2	1	3:56.669	1:12.853	1:29.213	1:14.603	110.9	7:42.340
3	1	3:52.695	1:18.616	1:37.488	56.591	120.8	11:35.035
4	1	2:34.611	43.615	1:11.550	39.446	205.7	14:09.646
5	1	2:32.416	42.464	1:11.104	38.848	220.9	16:42.062
6	1	2:52.300	42.965	1:09.392	59.943	242.2	19:34.362
7	1	2:33.032	43.343	1:09.848	39.841	241.6	22:07.394
8	1	2:34.098	43.002	1:11.082	40.014	234.3	24:41.492
9	1	2:41.297	43.544	1:11.271	46.482	236.3	27:22.789
10	1	4:21.937	2:33.825	1:08.708	39.404	250.6	31:44.726
11	1	2:28.501	41.585	1:07.885	39.031	257.8	34:13.227
12	1	2:28.923	41.550	1:07.632	39.741	258.4	36:42.150
13	1	2:28.364	41.663	1:08.074	38.627	254.7	39:10.514
14	1	2:30.526	41.453	1:09.748	39.325	260.2	41:41.040
15	1	2:28.956	41.355	1:08.303	39.298	257.8	44:09.996
16	1	2:28.050	41.442	1:08.096	38.512	259.6	46:38.046
17	1	2:32.868	42.874	1:09.828	40.166	254.7	49:10.914
18	1	2:30.392	41.833	1:09.513	39.046	246.6	51:41.306
19	1	2:29.038	41.555	1:08.594	38.889	259.0	54:10.344
20	1	2:29.302	41.301	1:09.127	38.874	259.0	56:39.646
21	1	2:29.839	41.680	1:09.177	38.982	230.3	59:09.485
22	1	2:28.906	41.489	1:08.456	38.961	258.4	1:01:38.391
23	1	2:30.791	41.325	1:10.011	39.455	256.5	1:04:09.182

Lap	D	Time	Sector 1	Sector 2	Sector 3	T. Spd	Elapsed
1	1	3:11.669	44.088	1:18.561	1:09.020	256.5	3:11.669
2	1	3:55.274	1:06.915	1:37.094	1:11.265	161.9	7:06.943
3	1	3:53.670	1:13.332	1:47.153	53.185	123.1	11:00.613
4	1	2:31.782	42.357	1:09.778	39.647	268.7	13:32.395
5	1	2:29.078	40.567	1:09.135	39.376	272.7	16:01.473
6	1	2:27.585	40.719	1:08.476	38.390	272.0	18:29.058
7	1	2:30.106	40.450	1:10.216	39.440	270.7	20:59.164
8	1	2:31.165	41.724	1:09.420	40.021	267.3	23:30.329
9	1	2:41.050	43.207	1:10.478	47.365	266.7	26:11.379
10	1	3:52.504	2:03.546	1:09.832	39.126	252.3	30:03.883

Lap	D	Time	Sector 1	Sector 2	Sector 3	T. Spd	Elapsed
1	1	3:24.582	49.282	1:24.146	1:11.154	220.9	3:24.582
2	1	3:53.654	1:10.108	1:32.192	1:11.354	123.4	7:18.236
3	1	3:52.155	1:18.730	1:42.223	51.202	125.4	11:10.391
4	1	2:33.535	43.405	1:10.421	39.709	255.3	13:43.926
5	1	2:30.384	42.005	1:08.815	39.564	254.1	16:14.310
6	1	2:32.778	42.501	1:10.339	39.938	250.0	18:47.088
7	1	2:34.093	42.610	1:11.547	39.936	253.5	21:21.181
8	1	2:34.956	42.349	1:12.133	40.474	252.9	23:56.137
9	1	2:34.438	42.135	1:12.096	40.207	242.2	26:30.575
10	1	2:40.589	44.555	1:10.010	46.024	246.0	29:11.164
11	1	3:45.153	1:55.208	1:10.889	39.056	231.3	32:56.317
12	1	2:30.792	41.831	1:09.261	39.700	252.3	35:27.109
13	1	2:36.012	44.520	1:09.547	41.945	250.0	38:03.121
14	1	2:35.909	41.785	1:13.843	40.281	257.1	40:39.030
15	1	2:33.053	42.757	1:10.151	40.145	252.3	43:12.083
16	1	2:32.068	42.265	1:10.060	39.743	256.5	45:44.151
17	1	2:32.362	41.769	1:09.517	41.076	259.0	48:16.513
18	1	2:57.511	47.022	1:16.316	54.173	244.9	51:14.024

Lap	D	Time	Sector 1	Sector 2	Sector 3	T. Spd	Elapsed
1	1	3:13.614	45.736	1:19.065	1:08.813	250.0	3:13.614
2	1	3:55.891	1:08.762	1:35.282	1:11.847	156.1	7:09.505
3	1	3:53.604	1:13.486	1:46.433	53.685	107.5	11:03.109
4	1	2:29.818	41.769	1:08.523	39.526	257.8	13:32.927
5	1	2:28.817	41.440	1:07.935	39.442	259.0	16:01.744
6	1	2:29.208	41.491	1:07.892	39.825	259.0	18:30.952
7	1	2:30.410	42.762	1:08.196	39.452	231.8	21:01.362
8	1	2:29.238	41.883	1:08.032	39.323	244.3	23:30.600
9	1	2:33.313	43.641	1:10.675	38.997	238.9	26:03.913
10	1	2:35.586	41.716	1:08.431	45.439	244.3	28:39.499
11	1	3:53.311	2:02.516	1:10.977	39.818	241.6	32:32.810
12	1	2:34.570	42.564	1:10.990	41.016	253.5	35:07.380
13	1	2:33.261	42.840	1:10.210	40.211	237.9	37:40.641
14	1	2:33.067	42.557	1:11.023	39.487	252.9	40:13.708
15	1	2:34.717	42.531	1:12.325	39.861	254.1	42:48.425
16	1	2:34.285	43.644	1:11.327	39.314	246.0	45:22.710
17	1	2:32.949	42.685	1:10.785	39.479	247.1	47:55.659
18	1	2:34.334	42.775	1:11.892	39.667	255.3	50:29.993
19	1	2:34.167	42.976	1:11.373	39.818	248.8	53:04.160





SUPERCAR CHALLENGE + GT&PROTO

SPA RACING FESTIVAL

RACE 1

Sector Analysis

Personal Best Session Best B Crossing the finish line in pit lane

Lap	D	Time	Sector 1	Sector 2	Sector 3	T. Spd	Elapsed	Lap	D	Time	Sector 1	Sector 2	Sector 3	T. Spd	Elapsed
20	1	2:35.690	42.749	1:12.861	40.080	256.5	55:39.850	3	1	3:48.316	1:16.017	1:42.198	50.101	117.0	11:12.024
21	1	2:33.881	42.195	1:11.025	40.661	253.5	58:13.731	4	1	2:33.778	42.983	1:11.172	39.623	248.3	13:45.802
22	1	2:36.401	42.179	1:13.747	40.475	257.8	1:00:50.132	5	1	2:32.045	42.633	1:09.902	39.510	235.3	16:17.847
23	1	2:33.168	42.526	1:11.031	39.611	255.9	1:03:23.300	6	1	2:31.344	42.588	1:09.215	39.541	248.3	18:49.191
24	1	2:33.173	42.184	1:10.826	40.163	258.4	1:05:56.473	7	1	2:32.462	42.272	1:09.965	40.225	251.2	21:21.653

181 Go Motorsports by DVB
1.Cengiz OGUZHAN
Porsche 991 GT3 Cup
GT

1	1	3:29.367	52.099	1:25.668	1:11.600	233.8	3:29.367
2	1	3:55.904	1:09.358	1:31.975	1:14.571	155.4	7:25.271
3	1	3:49.009	1:17.141	1:41.465	50.403	95.6	11:14.280
4	1	2:34.798	43.423	1:11.349	40.026	243.8	13:49.078
5	1	2:32.783	42.718	1:10.138	39.927	252.9	16:21.861
6	1	2:32.868	42.896	1:10.335	39.637	252.3	18:54.729
7	1	2:32.546	42.869	1:10.279	39.398	256.5	21:27.275
8	1	2:35.055	42.795	1:11.164	41.096	251.2	24:02.330
9	1	2:43.543	B 43.383	1:12.017	48.143	254.1	26:45.873
10	1	4:00.860	2:07.800	1:11.375	41.685	250.6	30:46.733
11	1	2:35.887	45.046	1:10.935	39.906	201.1	33:22.620
12	1	2:35.228	43.176	1:12.423	39.629	240.5	35:57.848
13	1	2:36.370	43.663	1:11.489	41.218	218.6	38:34.218
14	1	2:38.055	44.262	1:12.989	40.804	249.4	41:12.273
15	1	2:35.353	42.909	1:12.580	39.864	256.5	43:47.626
16	1	2:34.033	42.977	1:10.932	40.124	250.0	46:21.659
17	1	2:37.966	42.630	1:13.208	42.128	236.8	48:59.625
18	1	2:36.906	43.744	1:11.719	41.443	246.6	51:36.531
19	1	2:34.824	42.891	1:11.317	40.616	254.1	54:11.355
20	1	2:35.835	43.215	1:12.054	40.566	243.2	56:47.190
21	1	2:36.217	43.115	1:12.078	41.024	251.2	59:23.407
22	1	2:37.371	43.084	1:13.650	40.637	252.9	1:02:00.778
23	1	2:39.292	43.589	1:13.372	42.331	249.4	1:04:40.070

182 DVB Racing bvba
1.Koen WAUTERS
2.Kris WAUTERS
Porsche 991 GT3 Cup
GT

1	1	3:16.944	47.363	1:20.862	1:08.719	252.9	3:16.944
2	1	3:55.700	1:09.644	1:34.467	1:11.589	133.7	7:12.644
3	1	3:52.759	1:15.943	1:44.962	51.854	120.9	11:05.403
4	1	2:29.255	42.377	1:08.681	38.197	241.1	13:34.658
5	1	2:30.622	42.241	1:09.632	38.749	260.9	16:05.280
6	1	2:29.677	42.256	1:08.866	38.555	257.8	18:34.957
7	1	2:28.738	42.051	1:08.036	38.651	257.1	21:03.695
8	1	2:29.473	41.862	1:09.119	38.492	262.8	23:33.168
9	1	2:31.366	42.999	1:09.045	39.322	257.1	26:04.534
10	1	2:37.818	B 42.891	1:08.572	46.355	257.8	28:42.352
11	1	3:57.917	2:05.062	1:11.569	41.286	241.6	32:40.269
12	1	2:34.384	43.300	1:10.028	41.056	240.5	35:14.653
13	1	2:31.575	42.352	1:09.357	39.866	249.4	37:46.228
14	1	2:30.717	42.250	1:09.450	39.017	255.9	40:16.945
15	1	2:31.682	41.838	1:10.192	39.652	250.6	42:48.627
16	1	2:32.005	43.338	1:09.374	39.293	243.2	45:20.632
17	1	4:04.914	42.077	1:09.841	2:12.996	253.5	49:25.546
18	1	3:25.474	B 45.965	1:34.400	1:05.109	240.0	52:51.020

186 Speedlover
1.Willem MEULDERS
2.Rik RENMANS
Porsche 991 GT3 Cup
GT

1	1	3:27.846	50.110	1:25.455	1:12.281	229.3	3:27.846
2	1	3:55.862	1:08.985	1:32.103	1:14.774	139.0	7:23.708

8	1	2:33.582	42.537	1:11.167	39.878	251.2	23:55.235
9	1	2:43.512	B 42.615	1:11.099	49.798	244.9	26:38.747
10	1	4:31.787	2:38.298	1:12.678	40.811	203.4	31:10.534
11	1	2:36.001	43.953	1:11.124	40.924	207.3	33:46.535
12	1	2:36.648	43.650	1:11.781	41.217	239.5	36:23.183
13	1	2:35.653	43.714	1:10.838	41.101	229.8	38:58.836
14	1	2:36.541	44.233	1:10.826	41.482	229.8	41:35.377
15	1	2:35.137	43.763	1:10.650	40.724	233.3	44:10.514
16	1	2:36.286	43.078	1:12.678	40.530	223.6	46:46.800
17	1	2:35.944	43.235	1:10.993	41.716	237.9	49:22.744
18	1	2:35.816	43.582	1:10.991	41.243	232.3	51:58.560
19	1	2:37.051	43.563	1:12.245	41.243	236.8	54:35.611
20	1	2:42.154	44.654	1:14.429	43.071	220.0	57:17.765
21	1	2:40.858	44.179	1:13.846	42.833	214.3	59:58.623
22	1	2:36.584	43.357	1:11.950	41.277	224.5	1:02:35.207
23	1	2:38.002	43.526	1:12.982	41.494	222.7	1:05:13.209


188 Speedlover
1.John DE WILDE
Porsche 991 GT3 Cup
GT

1	1	3:28.692	51.611	1:25.341	1:11.740	231.8	3:28.692
2	1	3:55.802	1:09.495	1:31.891	1:14.416	138.3	7:24.494
3	1	3:49.032	1:17.260	1:41.449	50.323	101.3	11:13.526
4	1	2:31.863	42.345	1:09.958	39.560	250.6	13:45.389
5	1	2:30.058	42.325	1:08.894	38.839	257.1	16:15.447
6	1	2:30.241	42.042	1:09.162	39.037	251.7	18:45.688
7	1	2:29.169	42.091	1:08.263	38.815	255.3	21:14.857
8	1	2:29.737	41.811	1:08.430	39.496	257.1	23:44.594
9	1	2:31.493	41.928	1:09.877	39.688	255.3	26:16.087
10	1	2:37.075	B 42.127	1:09.525	45.423	231.3	28:53.162
11	1	4:00.928	2:11.840	1:09.619	39.469	230.3	32:54.090
12	1	2:30.070	41.921	1:08.961	39.188	252.9	35:24.160
13	1	2:30.584	42.115	1:09.360	39.109	254.7	37:54.744
14	1	2:33.210	44.068	1:09.847	39.295	245.5	40:27.954
15	1	2:31.181	42.157	1:09.624	39.400	252.3	42:59.135
16	1	2:33.450	42.104	1:10.970	40.376	257.8	45:32.585
17	1	2:58.385	42.048	1:09.358	1:06.979	253.5	48:30.970
18	1	2:33.129	43.546	1:09.693	39.890	248.3	51:04.099
19	1	2:36.285	44.498	1:12.089	39.698	243.8	53:40.384
20	1	2:32.131	43.314	1:09.563	39.254	246.6	56:12.515
21	1	2:32.705	43.469	1:09.844	39.392	251.2	58:45.220
22	1	2:35.829	41.834	1:12.239	41.756	257.8	1:01:21.049
23	1	2:37.437	44.087	1:10.692	42.658	251.7	1:03:58.486

189 Race Art
1.R. GROUWELS
Porsche 991 Gen II
GT

1	1	3:14.361	46.095	1:19.529	1:08.737	253.5	3:14.361
2	1	3:56.115	1:10.109	1:34.238	1:11.768	138.1	7:10.476
3	1	3:53.273	1:15.607	1:45.160	52.506	130.3	11:03.749
4	1	2:30.349	42.050	1:09.080	39.219	256.5	13:34.098
5	1	2:29.487	41.617	1:09.078	38.792	254.1	16:03.585
6	1	2:30.353	41.534	1:10.192	38.627	257.8	18:33.938
7	1	2:29.329	41.461	1:08.928	38.940	250.0	21:03.267





SUPERCAR CHALLENGE + GT&PROTO
SPA RACING FESTIVAL
RACE 1

Sector Analysis

Personal Best Session Best B Crossing the finish line in pit lane

Lap	D	Time	Sector 1	Sector 2	Sector 3	T. Spd	Elapsed	Lap	D	Time	Sector 1	Sector 2	Sector 3	T. Spd	Elapsed
8	1	2:30.828	41.705	1:09.934	39.189	253.5	23:34.095	11	1	2:31.946	45.658	1:07.473	38.815	232.8	32:49.372
9	1	2:40.901 B	44.417	1:10.403	46.081	244.3	26:14.996	12	1	2:30.165	42.406	1:07.800	39.959	240.5	35:19.537
10	1	4:01.963	2:12.002	1:09.859	40.102	251.7	30:16.959	13	1	2:29.788	44.208	1:06.879	38.701	233.3	37:49.325
11	1	2:30.833	41.528	1:09.681	39.624	251.2	32:47.792	14	1	2:31.989	42.490	1:08.612	40.887	247.7	40:21.314
12	1	2:31.228	41.528	1:09.819	39.881	258.4	35:19.020	15	1	2:33.754	44.303	1:09.185	40.266	225.9	42:55.068
13	1	2:30.673	41.708	1:09.631	39.334	252.3	37:49.693	16	1	2:31.184	43.863	1:07.794	39.527	231.8	45:26.252
14	1	2:32.397	41.713	1:10.731	39.953	227.4	40:22.090	17	1	2:32.081	43.275	1:09.148	39.658	235.3	47:58.333
15	1	2:32.311	41.688	1:10.556	40.067	229.8	42:54.401	18	1	2:32.090	43.890	1:08.845	39.355	232.8	50:30.423
16	1	2:30.736	42.641	1:08.940	39.155	259.6	45:25.137	19	1	2:34.923	44.139	1:10.544	40.240	233.8	53:05.346
17	1	2:35.263	43.123	1:12.211	39.929	242.7	48:00.400	20	1	2:32.952	43.551	1:10.198	39.203	238.9	55:38.298
18	1	2:31.570	42.196	1:10.177	39.197	239.5	50:31.970	21	1	2:33.964	42.967	1:10.356	40.641	238.4	58:12.262
19	1	2:33.554	41.651	1:11.523	40.380	257.8	53:05.524	22	1	2:34.616	43.073	1:12.281	39.262	235.8	1:00:46.878
20	1	2:31.911	41.772	1:10.525	39.614	252.3	55:37.435	23	1	2:32.819	43.705	1:09.597	39.517	236.3	1:03:19.697
21	1	2:35.714	41.655	1:12.924	41.135	255.9	58:13.149	24	1	2:30.660	42.913	1:08.480	39.267	242.7	1:05:50.357
22	1	2:36.058	42.419	1:13.603	40.036	237.4	1:00:49.207								
23	1	2:32.003	41.524	1:10.226	40.253	235.8	1:03:21.210								
24	1	2:31.699	41.749	1:10.129	39.821	247.1	1:05:52.909								

190 Race Art
1. E. GROUWELS
Porsche 991 Gen II
GT

1	1	3:23.280	48.392	1:24.141	1:10.747	219.5	3:23.280
2	1	3:53.821	1:10.767	1:32.224	1:10.830	128.6	7:17.101
3	1	3:52.662	1:18.660	1:43.042	50.960	118.7	11:09.763
4	1	2:30.721	42.405	1:09.465	38.851	240.0	13:40.484
5	1	2:29.737	41.494	1:09.084	39.159	247.7	16:10.221
6	1	2:30.179	41.575	1:09.690	38.914	251.2	18:40.400
7	1	2:30.393	41.789	1:09.225	39.379	252.9	21:10.793
8	1	2:40.262 B	42.275	1:09.995	47.992	248.3	23:51.055
9	1	3:45.675	1:55.012	1:10.595	40.068	247.1	27:36.730
10	1	2:32.861	43.178	1:10.306	39.377	238.9	30:09.591
11	1	2:31.669	41.788	1:10.563	39.318	227.8	32:41.260
12	1	2:33.036	41.779	1:09.922	41.335	251.2	35:14.296
13	1	2:30.002	41.607	1:09.036	39.359	254.7	37:44.298
14	1	2:31.867	42.503	1:09.947	39.417	248.8	40:16.165
15	1	2:32.559	41.606	1:11.695	39.258	252.3	42:48.724
16	1	2:32.945	43.375	1:09.988	39.582	246.0	45:21.669
17	1	2:32.204	43.100	1:09.829	39.275	234.8	47:53.873
18	1	2:33.242	42.165	1:10.851	40.226	240.0	50:27.115
19	1	2:32.802	41.735	1:10.333	40.734	252.3	52:59.917
20	1	2:33.699	43.371	1:10.910	39.418	248.8	55:33.616
21	1	2:32.840	41.910	1:11.023	39.907	254.7	58:06.456
22	1	2:33.919	42.684	1:11.021	40.214	249.4	1:00:40.375
23	1	2:33.043	41.978	1:11.303	39.762	251.7	1:03:13.418
24	1	2:34.172	42.100	1:11.989	40.083	241.1	1:05:47.590

199 JR Motorsport
1. Michael VERHAGEN
2. Willem MEIJER
BMW M4 Silhouette 3.2
GT

1	1	3:14.940	46.800	1:19.925	1:08.215	237.4	3:14.940
2	1	3:56.318	1:10.186	1:34.112	1:12.020	128.9	7:11.258
3	1	3:52.974	1:15.491	1:44.893	52.590	111.9	11:04.232
4	1	2:29.852	43.356	1:07.654	38.842	237.4	13:34.084
5	1	2:30.332	42.878	1:08.262	39.192	237.9	16:04.416
6	1	2:30.493	43.096	1:08.009	39.388	236.3	18:34.909
7	1	2:37.356 B	42.967	1:07.793	46.596	240.5	21:12.265
8	1	4:02.546	2:01.017	1:08.354	53.175	235.8	25:14.811
9	1	2:29.717	43.042	1:07.666	39.009	238.4	27:44.528
10	1	2:32.898	43.460	1:09.206	40.232	237.4	30:17.426


201 Febo Racing Team
1. Dennis DE BORST
2. Stan VAN OORD
Leon Cupra TCR
SS1

1	1	3:30.168	53.007	1:25.740	1:11.421	225.0	3:30.168
2	1	3:56.035	1:09.821	1:31.989	1:14.225	140.3	7:26.203
3	1	3:49.444	1:17.307	1:41.270	50.867	101.9	11:15.647
4	1	2:35.218	44.526	1:10.159	40.533	237.4	13:50.865
5	1	2:35.434	44.553	1:10.017	40.864	236.8	16:26.299
6	1	2:35.169	44.675	1:09.919	40.575	235.8	19:01.468
7	1	2:34.825	44.438	1:09.921	40.466	235.8	21:36.293
8	1	2:37.518	44.265	1:11.212	42.041	235.3	24:13.811
9	1	2:36.617	44.744	1:11.132	40.741	233.3	26:50.428
10	1	2:36.295	44.910	1:10.444	40.941	234.3	29:26.723
11	1	2:43.686 B	45.469	1:10.575	47.642	228.8	32:10.409
12	1	4:20.128	2:29.339	1:10.447	40.342	235.8	36:30.537
13	1	2:35.874	45.289	1:10.356	40.229	234.3	39:06.411
14	1	2:36.444	44.136	1:11.438	40.870	239.5	41:42.855
15	1	2:36.241	44.513	1:11.237	40.491	241.6	44:19.096
16	1	2:35.099	43.670	1:10.491	40.938	241.1	46:54.195
17	1	2:34.983	43.700	1:10.448	40.835	242.7	49:29.178
18	1	2:39.046	44.300	1:14.234	40.512	240.0	52:08.224
19	1	2:36.581	44.693	1:11.328	40.560	240.0	54:44.805
20	1	2:35.122	43.708	1:10.962	40.452	243.8	57:19.927
21	1	2:41.874	45.220	1:14.573	42.081	217.7	1:00:01.801
22	1	2:39.196	43.984	1:13.425	41.787	237.4	1:02:40.997
23	1	2:37.726	44.029	1:11.442	42.255	243.2	1:05:18.723

202 Ferry Monster Autosport
1. René STEENMETZ
Leon Cupra TCR
SS1

1	1	3:31.201	54.774	1:24.926	1:11.501	234.3	3:31.201
2	1	3:55.876	1:10.352	1:30.851	1:14.673	133.5	7:27.077
3	1	3:48.981	1:16.968	1:41.242	50.771	102.8	11:16.058
4	1	2:36.294	44.986	1:10.591	40.717	238.4	13:52.352
5	1	2:35.647	44.839	1:10.384	40.424	241.1	16:27.999
6	1	2:36.246	45.154	1:10.389	40.703	242.2	19:04.245
7	1	2:34.846	44.387	1:10.069	40.390	240.0	21:39.091
8	1	2:37.422	43.987	1:12.344	41.091	237.9	24:16.513
9	1	2:35.932	44.556	1:10.955	40.421	240.5	26:52.445
10	1	2:34.808	44.025	1:10.134	40.649	238.4	29:27.253
11	1	2:37.143	45.093	1:11.252	40.798	224.5	32:04.396
12	1	2:42.474 B	44.196	1:10.878	47.400	236.3	34:46.870
13	1	3:50.915	1:54.601	1:15.607	40.707	213.4	38:37.785
14	1	2:36.742	44.042	1:11.446	41.254	238.9	41:14.527





SUPERCAR CHALLENGE + GT&PROTO SPA RACING FESTIVAL RACE 1

Sector Analysis

■ Personal Best ■ Session Best B Crossing the finish line in pit lane

Lap	D	Time	Sector 1	Sector 2	Sector 3	T. Spd	Elapsed
15	1	2:35.757	44.161	1:10.647	40.949	241.1	43:50.284
16	1	2:36.073	44.624	1:10.789	40.660	238.4	46:26.357
17	1	2:37.331	44.268	1:11.127	41.936	241.6	49:03.688
18	1	2:37.384	44.766	1:11.655	40.963	237.4	51:41.072
19	1	2:43.032 B	44.810	1:11.103	47.119	238.9	54:24.104
20	1	2:48.384	55.567	1:11.831	40.986	233.8	57:12.488
21	1	2:35.393	43.641	1:10.755	40.997	246.6	59:47.881
22	1	2:36.225	44.201	1:10.937	41.087	228.8	1:02:24.106
23	1	2:35.879	44.000	1:11.018	40.861	236.3	1:04:59.985


203		Ferry Monster Autosport		Leon Cupra TCR			
		1. Stephan POLDERMAN		SS1			
1	1	3:37.060	56.963	1:28.273	1:11.824	213.9	3:37.060
2	1	3:55.751	1:10.407	1:30.095	1:15.249	88.7	7:32.811
3	1	3:50.311	1:16.883	1:40.587	52.841	127.8	11:23.122
4	1	2:38.751	45.360	1:11.445	41.946	224.1	14:01.873
5	1	2:39.457	45.165	1:12.735	41.557	232.8	16:41.330
6	1	2:37.326	45.221	1:11.143	40.962	236.8	19:18.656
7	1	2:36.311	44.930	1:10.124	41.257	234.3	21:54.967
8	1	2:36.473	44.855	1:10.272	41.346	236.3	24:31.440
9	1	2:36.436	44.547	1:10.808	41.081	236.8	27:07.876
10	1	2:36.962	44.399	1:10.804	41.759	237.4	29:44.838
11	1	2:36.687	45.150	1:10.610	40.927	231.8	32:21.525
12	1	2:43.975 B	44.974	1:11.237	47.764	226.4	35:05.500
13	1	4:07.004	2:14.320	1:11.113	41.571	234.8	39:12.504
14	1	2:37.882	44.632	1:11.438	41.812	238.9	41:50.386
15	1	2:38.749	45.025	1:12.161	41.563	237.4	44:29.135
16	1	2:37.966	44.692	1:11.964	41.310	220.4	47:07.101
17	1	2:39.640	44.974	1:13.262	41.404	230.3	49:46.741
18	1	2:43.090	45.209	1:15.070	42.811	237.4	52:29.831
19	1	2:39.630	45.167	1:12.692	41.771	226.4	55:09.461
20	1	2:40.388	44.560	1:13.784	42.044	236.3	57:49.849
21	1	2:40.323	45.239	1:12.907	42.177	236.8	1:00:30.172
22	1	2:40.796	44.883	1:13.705	42.208	219.5	1:03:10.968
23	1	2:40.658	45.007	1:12.581	43.070	219.5	1:05:51.626

208		JR Motorsport		BMW E92 V8			
		1. Ted VAN VLIET		SS1			
1	1	3:38.767	58.857	1:27.959	1:11.951	199.3	3:38.767
2	1	3:55.366	1:10.870	1:29.415	1:15.081	124.7	7:34.133
3	1	3:50.833	1:17.323	1:40.307	53.203	130.9	11:24.966
4	1	2:40.388	45.681	1:12.712	41.995	234.3	14:05.354
5	1	2:41.752	45.352	1:14.342	42.058	237.4	16:47.106
6	1	2:41.552	45.386	1:13.334	42.832	236.3	19:28.658
7	1	2:40.626	45.584	1:12.635	42.407	236.8	22:09.284
8	1	2:41.497	45.187	1:14.312	41.998	238.4	24:50.781
9	1	2:43.736	45.858	1:14.084	43.794	235.3	27:34.517
10	1	2:44.431	46.606	1:14.271	43.554	233.8	30:18.948
11	1	2:48.494 B	45.424	1:13.968	49.102	229.8	33:07.442
12	1	3:53.925	2:00.110	1:12.309	41.506	233.3	37:01.367
13	1	2:39.146	45.197	1:11.935	42.014	237.4	39:40.513
14	1	2:40.249	44.839	1:13.479	41.931	230.3	42:20.762
15	1	2:41.008	46.186	1:12.406	42.416	236.8	45:01.770
16	1	2:43.516	46.466	1:14.541	42.509	235.3	47:45.286
17	1	2:40.205	45.317	1:11.989	42.899	236.8	50:25.491
18	1	2:42.721	45.650	1:15.190	41.881	238.9	53:08.212
19	1	2:41.210	45.639	1:12.611	42.960	238.9	55:49.422

Lap	D	Time	Sector 1	Sector 2	Sector 3	T. Spd	Elapsed
20	1	2:49.832	46.926	1:18.607	44.299	209.7	58:39.254
21	1	2:45.411	45.376	1:15.887	44.148	234.8	1:01:24.665
22	1	2:43.291	47.063	1:14.077	42.151	233.3	1:04:07.956

212		Prime Racing		GINETTA Nissan G57			
		1. Jean-Pierre LEQUEUX		LMP3			
		2. Jean Marc UEBEREKEN					
1	1	3:25.379	48.887	1:25.004	1:11.488	211.4	3:25.379
2	1	3:54.208	1:10.149	1:32.210	1:11.849	115.5	7:19.587
3	1	3:51.250	1:18.391	1:41.960	50.899	117.5	11:10.837
4	1	2:26.825	41.403	1:07.025	38.397	262.8	13:37.662
5	1	2:27.110	40.237	1:08.896	37.977	240.5	16:04.772
6	1	2:25.667	40.661	1:06.864	38.142	251.7	18:30.439
7	1	2:24.215	40.040	1:07.382	36.793	247.1	20:54.654
8	1	2:25.999	39.866	1:08.213	37.920	251.7	23:20.653
9	1	2:27.622	41.278	1:09.567	36.777	247.1	25:48.275
10	1	2:34.987 B	41.618	1:08.993	44.376	203.4	28:23.262
11	1	3:49.400	2:03.512	1:07.319	38.569	251.7	32:12.662
12	1	2:25.120	39.930	1:07.187	38.003	229.3	34:37.782
13	1	2:22.384	40.600	1:04.788	36.996	265.4	37:00.166
14	1	2:24.710	39.621	1:06.777	38.312	266.0	39:24.876
15	1	2:25.366	39.864	1:06.964	38.538	261.5	41:50.242
16	1	2:26.366	40.837	1:07.848	37.681	246.0	44:16.608
17	1	2:26.158	39.818	1:09.321	37.019	259.6	46:42.766
18	1	2:25.355	39.518	1:06.692	39.145	265.4	49:08.121
19	1	2:27.291	41.669	1:07.577	38.045	254.7	51:35.412
20	1	2:23.421	39.948	1:05.275	38.198	269.3	53:58.833
21	1	2:27.763	40.531	1:08.914	38.318	257.8	56:26.596
22	1	2:23.836	39.554	1:06.337	37.945	267.3	58:50.432
23	1	2:30.103	40.915	1:09.428	39.760	248.3	1:01:20.535
24	1	2:27.043	40.373	1:08.548	38.122	250.0	1:03:47.578

213		EDEKA Aschoff Racing		GINETTA Nissan G58			
		1. Max ASCHOFF		LMP3			
1	1	3:09.731	42.190	1:18.711	1:08.830	264.7	3:09.731
2	1	3:54.884	1:06.711	1:37.449	1:10.724	145.0	7:04.615
3	1	3:54.487	1:13.097	1:47.772	53.618	123.9	10:59.102
4	1	2:21.169	40.412	1:04.924	35.833	269.3	13:20.271
5	1	2:19.055	39.532	1:03.725	35.798	267.3	15:39.326
6	1	2:19.364	39.491	1:03.031	36.842	270.7	17:58.690
7	1	2:22.783	41.700	1:04.752	36.331	264.1	20:21.473
8	1	2:22.016	39.838	1:05.283	36.895	244.3	22:43.489
9	1	2:31.617 B	40.869	1:07.552	43.196	268.7	25:15.106
10	1	3:57.201	2:14.218	1:05.907	37.076	266.7	29:12.307
11	1	2:23.344	40.257	1:05.873	37.214	266.7	31:35.651
12	1	2:23.534	40.295	1:05.839	37.400	262.8	33:59.185
13	1	2:22.931	39.989	1:05.161	37.781	270.0	36:22.116
14	1	2:21.319	39.768	1:04.617	36.934	272.7	38:43.435
15	1	2:23.206	39.642	1:06.411	37.153	265.4	41:06.641
16	1	2:22.107	39.851	1:05.452	36.804	271.4	43:28.748
17	1	2:23.421	40.343	1:04.704	38.374	271.4	45:52.169
18	1	2:24.529	39.999	1:05.559	38.971	270.7	48:16.698
19	1	2:47.968	1:02.164	1:07.397	38.407	268.7	51:04.666
20	1	2:25.635	41.769	1:06.769	37.097	266.0	53:30.301
21	1	2:25.519	40.668	1:06.673	38.178	271.4	55:55.820
22	1	2:28.919	40.750	1:10.186	37.983	234.8	58:24.739
23	1	2:28.848	41.311	1:08.783	38.754	222.7	1:00:53.587
24	1	2:35.649	42.011	1:12.153	41.485	214.7	1:03:29.236



SUPERCAR CHALLENGE + GT&PROTO


SPA RACING FESTIVAL

RACE 1

Sector Analysis

■ Personal Best ■ Session Best B Crossing the finish line in pit lane

Lap	D	Time	Sector 1	Sector 2	Sector 3	T. Spd	Elapsed	Lap	D	Time	Sector 1	Sector 2	Sector 3	T. Spd	Elapsed	
222	Blueberry Racing 1. R. VAN LOON 2. L. VAN LOON							BMW E46 M3 SS1	3	1	3:48.882	1:16.904	1:41.252	50.726	97.5	11:16.467
	2	1	3:55.775	1:09.899	1:30.974	1:14.902	98.7	7:30.979	4	1	2:36.037	44.859	1:10.616	40.562	230.8	13:52.504
	3	1	3:50.069	1:16.529	1:41.147	52.393	95.1	11:21.048	5	1	2:35.738	44.821	1:10.637	40.280	241.1	16:28.242
	4	1	2:40.150	45.274	1:12.819	42.057	236.8	14:01.198	6	1	2:34.668	44.394	1:10.056	40.218	241.6	19:02.910
	5	1	2:39.556	44.924	1:13.392	41.240	238.9	16:40.754	7	1	2:33.876	44.022	1:09.898	39.956	241.6	21:36.786
	6	1	2:39.976	45.072	1:13.458	41.446	236.3	19:20.730	246 Stichting Euro Autosport 1. Ruud OLIJ							BMW E92 M3 SS1
	7	1	2:37.586	44.658	1:11.854	41.074	237.4	21:58.316	1	1	3:33.061	55.394	1:25.867	1:11.800	204.5	3:33.061
	8	1	2:42.842	44.346	1:16.109	42.387	239.5	24:41.158	2	1	3:55.815	1:10.343	1:30.235	1:15.237	112.6	7:28.876
	9	1	2:40.909	45.066	1:13.390	42.453	239.5	27:22.067	3	1	3:48.720	1:16.819	1:40.878	51.023	117.4	11:17.596
	10	1	2:52.133	B 44.616	1:13.394	54.123	234.8	30:14.200	4	1	2:36.550	44.651	1:10.983	40.916	241.1	13:54.146
	11	1	3:50.453	1:57.454	1:12.278	40.721	172.8	34:04.653	5	1	2:35.030	43.876	1:10.386	40.768	239.5	16:29.176
	12	1	2:37.489	44.316	1:11.837	41.336	237.9	36:42.142	6	1	2:35.619	44.571	1:10.427	40.621	241.1	19:04.795
	13	1	2:35.848	43.815	1:11.101	40.932	244.3	39:17.990	7	1	2:35.074	44.211	1:10.571	40.292	241.1	21:39.869
	14	1	2:36.514	43.927	1:11.427	41.160	242.7	41:54.504	8	1	2:37.410	44.157	1:12.952	40.301	241.1	24:17.279
	15	1	2:36.629	43.686	1:11.604	41.339	244.9	44:31.133	9	1	2:36.761	44.418	1:11.894	40.449	230.3	26:54.040
	16	1	2:36.416	43.550	1:11.648	41.218	245.5	47:07.549	10	1	2:36.037	44.227	1:11.470	40.340	231.3	29:30.077
	17	1	2:40.562	44.726	1:14.156	41.680	219.5	49:48.111	11	1	2:35.768	44.364	1:10.938	40.466	234.3	32:05.845
	18	1	2:41.063	43.762	1:14.786	42.515	244.9	52:29.174	12	1	2:37.283	44.274	1:12.206	40.803	238.4	34:43.128
	19	1	2:37.826	45.207	1:11.478	41.141	236.3	55:07.000	13	1	2:38.068	44.470	1:11.720	41.878	232.3	37:21.196
	20	1	2:38.447	43.924	1:12.515	42.008	243.2	57:45.447	14	1	2:46.537	B 44.848	1:11.368	50.321	238.9	40:07.733
	21	1	2:37.405	44.044	1:11.722	41.639	242.7	1:00:22.852	15	1	3:49.954	1:57.724	1:11.662	40.568	237.4	43:57.687
	22	1	2:37.817	45.145	1:11.599	41.073	238.4	1:03:00.669	16	1	2:35.737	44.362	1:10.709	40.666	238.4	46:33.424
	23	1	2:37.598	44.072	1:11.805	41.721	242.7	1:05:38.267	17	1	2:37.405	45.194	1:10.854	41.357	240.5	49:10.829
	229 Pegasus Racing 1. Julien SCHELL							GINETTA G57 LMP3	18	1	2:39.812	44.430	1:12.559	42.823	242.2	51:50.641
	1	1	3:10.552	42.647	1:18.851	1:09.054	242.7	3:10.552	19	1	2:40.395	44.926	1:12.634	42.835	237.9	54:31.036
	2	1	3:55.623	1:06.716	1:37.594	1:11.313	163.9	7:06.175	20	1	2:37.801	44.610	1:11.176	42.015	240.5	57:08.837
	3	1	3:53.300	1:12.699	1:47.413	53.188	123.7	10:59.475	21	1	2:36.693	44.535	1:10.937	41.221	242.2	59:45.530
	4	1	2:23.266	40.961	1:05.771	36.534	243.2	13:22.741	22	1	2:36.736	44.158	1:11.515	41.063	240.5	1:02:22.266
	5	1	2:18.687	39.850	1:02.471	36.366	258.4	15:41.428	23	1	2:36.742	44.155	1:11.540	41.047	233.8	1:04:59.008
	6	1	2:17.926	39.660	1:01.480	36.786	264.7	17:59.354	259 BS Racing Team 1. Marcel VAN DE MAAT 2. Peter SCHREURS							BMW E46 GTR SS1
	7	1	2:21.736	40.472	1:04.720	36.544	259.6	20:21.090	1	1	3:35.732	56.644	1:27.461	1:11.627	215.6	3:35.732
	8	1	2:21.029	39.961	1:04.302	36.766	260.2	22:42.119	2	1	3:55.749	1:10.117	1:30.620	1:15.012	102.5	7:31.481
	9	1	2:21.594	39.777	1:03.450	38.367	264.7	25:03.713	3	1	3:50.217	1:16.644	1:41.012	52.561	96.0	11:21.698
	10	1	2:22.065	39.944	1:05.523	36.598	266.0	27:25.778	4	1	2:38.705	45.114	1:12.570	41.021	236.3	14:00.403
	11	1	2:28.598	B 40.049	1:05.771	42.778	254.1	29:54.376	5	1	2:36.228	44.989	1:10.732	40.507	234.3	16:36.631
	12	1	4:43.310	2:43.828	1:15.881	43.601	194.2	34:37.686	6	1	2:35.840	44.993	1:10.687	40.160	233.3	19:12.471
	13	1	2:43.954	45.625	1:14.862	43.467	215.1	37:21.640	7	1	2:35.337	44.716	1:10.357	40.264	233.3	21:47.808
	14	1	2:46.375	46.105	1:16.025	44.245	203.4	40:08.015	8	1	2:36.934	44.544	1:11.712	40.678	233.8	24:24.742
	15	1	2:45.904	45.457	1:17.105	43.342	232.3	42:53.919	9	1	2:36.883	44.698	1:11.701	40.484	233.8	27:01.625
	16	1	3:21.844	44.892	1:12.933	1:24.019	210.9	46:15.763	10	1	2:36.832	44.541	1:11.474	40.817	235.8	29:38.457
	17	1	2:50.032	47.764	1:17.177	45.091	193.2	49:05.795	11	1	2:38.117	44.892	1:11.577	41.648	234.8	32:16.574
	18	1	2:44.210	46.064	1:15.652	42.494	209.3	51:50.005	12	1	2:36.049	44.720	1:10.706	40.623	232.8	34:52.623
	19	1	2:41.633	44.550	1:13.030	44.053	199.6	54:31.638	13	1	2:45.175	B 44.877	1:12.386	47.912	233.3	37:37.798
	20	1	2:44.276	45.616	1:15.032	43.628	231.3	57:15.914	14	1	4:12.142	2:17.824	1:12.470	41.848	234.8	41:49.940
	21	1	2:43.763	45.182	1:14.151	44.430	207.7	59:59.677	15	1	2:38.591	45.277	1:11.867	41.447	233.8	44:28.531
	22	1	2:43.823	44.840	1:16.170	42.813	210.1	1:02:43.500	16	1	2:37.973	45.091	1:11.645	41.237	233.8	47:06.504
	23	1	2:48.144	45.083	1:18.245	44.816	189.8	1:05:31.644	17	1	2:39.419	45.357	1:12.631	41.431	231.8	49:45.923
	245 Harders Plaza 1. R. VAN DEN BERG 2. B. VAN DEN BERG							BMW E90 SS1	18	1	2:42.449	45.258	1:15.065	42.126	234.8	52:28.372
	1	1	3:31.960	55.281	1:25.384	1:11.295	215.6	3:31.960	19	1	2:39.110	46.330	1:11.742	41.038	228.3	55:07.482
	2	1	3:55.625	1:10.444	1:30.568	1:14.613	123.4	7:27.585	20	1	2:39.829	45.202	1:13.154	41.473	235.8	57:47.311
									21	1	2:38.920	45.252	1:12.526	41.142	235.8	1:00:26.231
									22	1	2:37.811	45.062	1:11.724	41.025	234.8	1:03:04.042
									23	1	2:37.577	44.966	1:10.993	41.618	235.3	1:05:41.619




SUPERCAR CHALLENGE + GT&PROTO

SPA RACING FESTIVAL

RACE 1

Sector Analysis

							■ Personal Best ■ Session Best ■ Crossing the finish line in pit lane								
Lap	D	Time	Sector 1	Sector 2	Sector 3	T. Spd	Elapsed	Lap	D	Time	Sector 1	Sector 2	Sector 3	T. Spd	Elapsed
264 DK-Racing powered by FMA VW Golf TCR 1. Jonas DE KIMPE SS1 2. Priscilla SPEELMAN															
1	1	3:38.002	57.820	1:27.986	1:12.196	213.9	3:38.002	5	1	2:36.835	45.315	1:10.560	40.960	235.3	16:48.103
2	1	3:55.645	1:10.657	1:29.464	1:15.524	129.8	7:33.647	6	1	2:37.318	45.639	1:10.572	41.107	236.3	19:25.421
3	1	3:50.049	1:16.660	1:40.411	52.978	126.2	11:23.696	7	1	2:35.522	45.016	1:09.962	40.544	234.8	22:00.943
4	1	2:38.450	44.918	1:11.844	41.688	213.4	14:02.146	8	1	2:38.309	45.007	1:12.011	41.291	235.3	24:39.252
5	1	2:36.503	44.478	1:11.551	40.474	233.3	16:38.649	9	1	2:37.068	45.073	1:10.841	41.154	235.3	27:16.320
6	1	2:36.734	44.701	1:10.683	41.350	233.3	19:15.383	10	1	2:40.234	45.771	1:12.152	42.311	185.6	29:56.554
7	1	2:34.544	44.159	1:10.110	40.275	233.3	21:49.927	11	1	2:53.936 B	45.537	1:13.297	55.102	220.4	32:50.490
8	1	2:35.486	44.088	1:10.798	40.600	236.8	24:25.413								
9	1	2:37.638	44.270	1:12.153	41.215	218.6	27:03.051								
10	1	2:36.070	44.323	1:11.148	40.599	236.8	29:39.121								
11	1	2:37.915	44.459	1:11.691	41.765	224.1	32:17.036								
12	1	2:44.208 B	44.582	1:10.891	48.735	234.8	35:01.244								
13	1	3:59.363	2:06.894	1:10.618	41.851	237.4	39:00.607								
14	1	2:35.162	44.612	1:10.112	40.438	237.4	41:35.769								
15	1	2:35.226	44.923	1:09.760	40.543	236.3	44:10.995								
16	1	2:36.576	43.872	1:12.538	40.166	233.3	46:47.571								
17	1	2:35.550	43.861	1:10.385	41.304	243.2	49:23.121								
18	1	2:35.237	44.411	1:10.126	40.700	239.5	51:58.358								
19	1	2:35.855	43.970	1:11.128	40.757	220.4	54:34.213								
20	1	2:37.010	44.364	1:11.625	41.021	218.2	57:11.223								
21	1	2:34.486	43.888	1:09.856	40.742	241.6	59:45.709								
22	1	2:37.259	44.087	1:11.978	41.194	225.5	1:02:22.968								
23	1	2:36.589	43.574	1:11.795	41.220	231.3	1:04:59.557								
265 Powermotorsports NORMA V8 1. Siegmair PFEIFER LMP3															
1	1	3:09.119	42.067	1:18.185	1:08.867	259.6	3:09.119	5	1	2:36.835	45.315	1:10.560	40.960	235.3	16:48.103
2	1	3:54.835	1:06.973	1:37.312	1:10.550	142.9	7:03.954	6	1	2:37.318	45.639	1:10.572	41.107	236.3	19:25.421
3	1	3:54.903	1:13.071	1:47.781	54.051	115.8	10:58.857	7	1	2:35.522	45.016	1:09.962	40.544	234.8	22:00.943
4	1	2:24.937	40.698	1:06.126	38.113	257.1	13:23.794	8	1	2:38.309	45.007	1:12.011	41.291	235.3	24:39.252
5	1	2:21.703	39.410	1:04.819	37.474	246.6	15:45.497	9	1	2:37.068	45.073	1:10.841	41.154	235.3	27:16.320
6	1	2:21.182	39.316	1:04.588	37.278	275.5	18:06.679	10	1	2:40.234	45.771	1:12.152	42.311	185.6	29:56.554
7	1	2:24.693	41.812	1:04.994	37.887	268.7	20:31.372	11	1	2:53.936 B	45.537	1:13.297	55.102	220.4	32:50.490
8	1	2:22.685	39.541	1:05.497	37.647	271.4	22:54.057								
9	1	2:25.283	39.455	1:07.916	37.912	267.3	25:19.340								
10	1	2:33.205 B	39.816	1:05.745	47.644	270.7	27:52.545								
11	1	3:58.898	2:18.805	1:03.711	36.382	258.4	31:51.443								
12	1	2:20.837	39.586	1:04.237	37.014	272.0	34:12.280								
13	1	2:21.188	39.000	1:04.776	37.412	254.7	36:33.468								
14	1	2:25.453	41.456	1:05.360	38.637	268.7	38:58.921								
15	1	2:21.528	39.132	1:05.144	37.252	273.4	41:20.449								
16	1	2:22.709	39.097	1:06.530	37.082	264.1	43:43.158								
17	1	2:25.101	41.602	1:05.175	38.324	274.8	46:08.259								
18	1	2:37.490 B	41.022	1:05.551	50.917	266.0	48:45.749								
19	1	4:14.262	2:26.914	1:07.356	39.992	266.0	53:00.011								
20	1	2:22.776	39.572	1:05.906	37.298	275.5	55:22.787								
21	1	2:24.855	39.747	1:07.187	37.921	275.5	57:47.642								
318 DRDO BMW M3 1. Cor EUSER SS2															
1	1	3:44.297	1:03.533	1:30.014	1:10.750	222.2	3:44.297	5	1	2:36.835	45.315	1:10.560	40.960	235.3	16:48.103
2	1	3:56.202	1:12.577	1:28.865	1:14.760	112.9	7:40.499	6	1	2:37.318	45.639	1:10.572	41.107	236.3	19:25.421
3	1	3:52.903	1:18.585	1:37.447	56.871	125.1	11:33.402	7	1	2:35.522	45.016	1:09.962	40.544	234.8	22:00.943
4	1	2:47.490	48.223	1:15.612	43.655	225.9	14:20.892	8	1	2:38.309	45.007	1:12.011	41.291	235.3	24:39.252
5	1	2:46.322	47.926	1:14.999	43.397	226.9	17:07.214	9	1	2:37.068	45.073	1:10.841	41.154	235.3	27:16.320
6	1	2:47.395	47.353	1:14.978	45.064	226.4	19:54.609	10	1	2:40.234	45.771	1:12.152	42.311	185.6	29:56.554
7	1	2:48.156	48.219	1:15.817	44.120	225.9	22:42.765	11	1	2:53.936 B	45.537	1:13.297	55.102	220.4	32:50.490
8	1	2:47.582	48.364	1:15.796	43.422	210.1	25:30.347								
9	1	2:48.422	47.983	1:16.065	44.374	225.5	28:18.769								
10	1	2:50.249	48.310	1:17.782	44.157	220.0	31:09.018								
11	1	2:54.132 B	47.860	1:15.499	50.773	214.7	34:03.150								
12	1	4:25.950	2:26.149	1:15.997	43.804	225.0	38:29.100								
13	1	2:48.001	48.127	1:15.620	44.254	227.4	41:17.101								
14	1	2:47.244	47.586	1:15.738	43.920	229.8	44:04.345								
15	1	2:48.664	47.669	1:16.617	44.378	228.8	46:53.009								
16	1	2:48.261	47.807	1:16.232	44.222	228.3	49:41.270								
17	1	2:51.678	48.015	1:18.934	44.729	226.4	52:32.948								
18	1	2:52.379	49.048	1:18.401	44.930	216.9	55:25.327								
19	1	2:51.433	48.396	1:17.655	45.382	221.8	58:16.760								
20	1	2:51.579	48.710	1:18.398	44.471	214.3	1:01:08.339								
266 JW Raceservice SEAT Sport Leon Cup Racer 1. Max VEELS SS1 2. Jack VAN DER ENDE															
1	1	3:41.827	1:00.275	1:31.223	1:10.329	202.2	3:41.827	5	1	2:36.835	45.315	1:10.560	40.960	235.3	16:48.103
2	1	3:57.139	1:12.815	1:29.814	1:14.510	120.0	7:38.966	6	1	2:37.318	45.639	1:10.572	41.107	236.3	19:25.421
3	1	3:53.106	1:17.462	1:38.799	56.845	118.9	11:32.072	7	1	2:35.522	45.016	1:09.962	40.544	234.8	22:00.943
4	1	2:39.196	45.850	1:11.938	41.408	234.3	14:11.268	8	1	2:38.309	45.007	1:12.011	41.291	235.3	24:39.252



SUPERCAR CHALLENGE + GT&PROTO

SPA RACING FESTIVAL

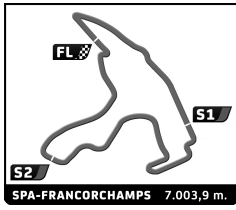
RACE 1

Sector Analysis

■ Personal Best ■ Session Best B Crossing the finish line in pit lane

Lap	D	Time	Sector 1	Sector 2	Sector 3	T. Spd	Elapsed	Lap	D	Time	Sector 1	Sector 2	Sector 3	T. Spd	Elapsed
8	1	2:53.057	50.088	1:17.467	45.502	205.7	26:07.839	10	1	2:56.366	49.929	1:19.030	47.407	191.2	32:55.613
9	1	2:53.639	49.799	1:18.776	45.064	204.5	29:01.478	11	1	3:03.897 B	49.851	1:18.398	55.648	213.0	35:59.510
10	1	2:52.821	50.039	1:17.821	44.961	204.2	31:54.299	12	1	5:10.029	3:03.891	1:20.051	46.087	197.4	41:09.539
11	1	3:03.918 B	50.486	1:19.470	53.962	183.4	34:58.217	13	1	2:53.787	49.800	1:17.807	46.180	210.5	44:03.326
12	1	4:36.738	2:33.661	1:18.001	45.076	198.5	39:34.955	14	1	2:54.673	49.603	1:19.472	45.598	219.1	46:57.999
13	1	2:52.785	49.694	1:18.278	44.813	205.3	42:27.740	15	1	2:54.576	50.108	1:18.293	46.175	201.1	49:52.575
14	1	2:52.424	49.799	1:17.160	45.465	210.1	45:20.164	16	1	2:54.137	50.004	1:18.072	46.061	201.1	52:46.712
15	1	2:53.316	50.598	1:17.027	45.691	207.3	48:13.480	17	1	2:55.374	49.873	1:20.140	45.361	196.7	55:42.086
16	1	2:54.187	49.995	1:18.333	45.859	207.3	51:07.667	18	1	2:52.503	49.891	1:17.425	45.187	191.2	58:34.589
17	1	2:55.094	49.798	1:18.282	47.014	208.9	54:02.761	19	1	2:54.643	50.048	1:19.809	44.786	205.3	1:01:29.232
18	1	2:52.281	50.301	1:17.017	44.963	206.5	56:55.042	20	1	2:50.309	48.851	1:16.629	44.829	200.4	1:04:19.541
19	1	2:53.691	50.848	1:17.097	45.746	207.3	59:48.733	355 Brightfiber de Vreede/ de Leeuw BMW E46 M3 SS2 1. Patrick DE VREEDE 2. Rogier DE LEEUW							
20	1	2:59.336	52.220	1:20.548	46.568	206.9	1:02:48.069	1	1	3:40.097	59.251	1:29.842	1:11.004	202.6	3:40.097
21	1	2:55.998	51.526	1:17.848	46.624	208.5	1:05:44.067	2	1	3:56.358	1:12.373	1:28.745	1:15.240	125.6	7:36.455
327 DRDO BMW M3 E46 SS2 1. Peter VAN DER HAM								3	1	3:51.127	1:18.459	1:38.862	53.806	130.4	11:27.582
1	1	58:00.114	...	1:24.613	49.192	183.1	58:00.114	4	1	2:41.376	46.168	1:12.868	42.340	213.4	14:08.958
2	1	3:01.516	52.094	1:22.181	47.241	168.2	1:01:01.630	5	1	2:47.610	46.177	1:12.928	48.505	223.6	16:56.568
3	1	2:59.084	51.120	1:21.157	46.807	163.6	1:04:00.714	6	1	2:42.013	47.205	1:12.515	42.293	213.4	19:38.581
346 Koopman Racing BMW E36 SS2 1. Rene SNEEL								7	1	2:41.382	46.301	1:13.029	42.052	213.0	22:19.963
1	1	3:42.656	1:01.620	1:30.539	1:10.497	200.7	3:42.656	8	1	2:44.158	46.753	1:14.444	42.961	212.2	25:04.121
2	1	3:56.387	1:13.632	1:29.052	1:13.703	120.9	7:39.043	9	1	2:45.699	46.510	1:15.369	43.820	208.9	27:49.820
3	1	3:53.392	1:18.926	1:37.929	56.537	122.0	11:32.435	10	1	2:42.263	46.208	1:13.511	42.544	222.7	30:32.083
4	1	2:44.734	45.849	1:16.445	42.440	236.8	14:17.169	11	1	2:42.991	46.343	1:14.176	42.472	195.3	33:15.074
5	1	2:42.358	45.694	1:14.406	42.258	226.9	16:59.527	12	1	2:50.351 B	46.074	1:13.716	50.561	219.1	36:05.425
6	1	2:41.959	46.018	1:13.713	42.228	228.8	19:41.486	13	1	4:17.736	2:15.614	1:17.676	44.446	208.9	40:23.161
7	1	2:40.769	45.004	1:14.112	41.653	219.1	22:22.255	14	1	2:48.653	48.070	1:16.248	44.335	210.9	43:11.814
8	1	2:42.676	45.041	1:14.878	42.757	229.8	25:04.931	381 Why Not Pitstop Racing Events PEUGEOT 308 CUP SS2 1. Nicolas DELENCRE							
9	1	2:42.093	45.746	1:13.855	42.492	232.8	27:47.024	1	1	3:50.477	1:09.167	1:29.891	1:11.419	212.2	3:50.477
10	1	2:43.259	44.985	1:14.333	43.941	229.3	30:30.283	2	1	3:56.744	1:11.354	1:30.123	1:15.267	100.7	7:47.221
11	1	2:42.368	45.346	1:14.600	42.422	229.3	33:12.651	3	1	3:51.797	1:17.803	1:37.257	56.737	126.0	11:39.018
12	1	2:42.110	45.024	1:14.391	42.695	233.3	35:54.761	4	1	2:47.107	47.311	1:15.512	44.284	217.3	14:26.125
13	1	2:58.604 B	46.414	1:17.881	54.309	220.4	38:53.365	5	1	2:44.685	47.661	1:13.988	43.036	210.5	17:10.810
14	1	4:16.996	2:19.983	1:14.695	42.318	206.9	43:10.361	6	1	2:44.044	46.625	1:13.462	43.957	219.5	19:54.854
15	1	2:47.219	46.483	1:16.259	44.477	203.0	45:57.580	7	1	2:44.523	47.521	1:14.173	42.829	217.3	22:39.377
16	1	2:55.988 B	45.941	1:15.190	54.857	235.3	48:53.568	8	1	2:45.534	47.083	1:15.051	43.400	222.2	25:24.911
17	1	2:55.353	57.277	1:15.498	42.578	212.2	51:48.921	9	1	2:45.516	46.975	1:15.291	43.250	209.3	28:10.427
18	1	2:44.283	46.964	1:15.084	42.235	242.7	54:33.204	10	1	2:45.300	47.405	1:14.884	43.011	222.2	30:55.727
19	1	2:45.494	45.280	1:16.916	43.298	210.5	57:18.698	11	1	2:45.722	46.908	1:15.231	43.583	208.5	33:41.449
20	1	2:45.145	46.233	1:15.862	43.050	226.4	1:00:03.843	12	1	2:52.240 B	47.205	1:15.363	49.672	213.9	36:33.689
21	1	2:43.699	44.842	1:14.816	44.041	231.8	1:02:47.542	13	1	4:05.369	2:07.253	1:14.794	43.322	216.0	40:39.058
22	1	2:44.885	45.949	1:15.199	43.737	219.1	1:05:32.427	14	1	2:45.544	46.905	1:15.054	43.585	223.1	43:24.602
347 Koopman Racing BMW M3 Cup SS2 1. F. VAN DUIJN 3. C. VAN DUIJN 2. T. VAN DUIJN								15	1	2:45.922	46.722	1:14.638	44.562	224.1	46:10.524
1	1	3:56.003	1:12.771	1:31.230	1:12.002	191.5	3:56.003	16	1	2:46.803	47.051	1:15.029	44.723	214.7	48:57.327
2	1	3:56.901	1:10.180	1:30.965	1:15.756	106.0	7:52.904	17	1	2:46.842	47.103	1:15.974	43.765	211.4	51:44.169
3	1	3:50.497	1:17.656	1:36.290	56.551	151.0	11:43.401	18	1	2:46.493	46.791	1:15.545	44.157	219.1	54:30.662
4	1	2:55.981	50.284	1:19.628	46.069	213.4	14:39.382	19	1	2:46.895	46.987	1:16.081	43.827	208.9	57:17.557
5	1	2:54.304	50.158	1:18.342	45.804	213.0	17:33.686	20	1	2:47.643	47.326	1:15.363	44.954	222.2	1:00:05.200
6	1	2:54.235	49.418	1:18.724	46.093	211.8	20:27.921	21	1	2:45.373	47.227	1:14.666	43.480	225.0	1:02:50.573
7	1	3:05.699 B	49.459	1:18.313	57.927	206.1	23:33.620	22	1	2:45.790	46.718	1:15.124	43.948	228.8	1:05:36.363
8	1	3:29.504	1:23.330	1:19.686	46.488	208.1	27:03.124	401 Traxx Racing Team PEUGEOT RCZ Cup SD 1. Chris VOET 2. Bart VAN DEN BROECK							
9	1	2:56.123	48.935	1:21.100	46.088	209.7	29:59.247	1	1	3:47.898	1:05.390	1:31.149	1:11.359	197.4	3:47.898





SUPERCAR CHALLENGE + GT&PROTO SPA RACING FESTIVAL RACE 1

Sector Analysis

■ Personal Best ■ Session Best B Crossing the finish line in pit lane

Lap	D	Time	Sector 1	Sector 2	Sector 3	T. Spd	Elapsed	Lap	D	Time	Sector 1	Sector 2	Sector 3	T. Spd	Elapsed
2	1	3:57.153	1:12.108	1:29.595	1:15.450	101.8	7:45.051	11	1	4:16.611	2:12.613	1:16.908	47.090	180.0	36:44.341
3	1	3:51.515	1:17.683	1:37.653	56.179	124.6	11:36.566	12	1	2:50.984	50.519	1:15.413	45.052	199.3	39:35.325
4	1	2:49.188	49.040	1:15.359	44.789	213.9	14:25.754	13	1	2:51.244	49.623	1:16.722	44.899	197.1	42:26.569
5	1	2:49.374	48.659	1:15.920	44.795	208.1	17:15.128	14	1	2:50.774	49.793	1:15.609	45.372	200.4	45:17.343
6	1	2:48.280	48.707	1:14.894	44.679	214.3	20:03.408	15	1	2:50.931	49.531	1:16.345	45.055	204.5	48:08.274
7	1	2:48.311	48.717	1:15.315	44.279	213.9	22:51.719	16	1	2:49.597	49.890	1:14.977	44.730	200.0	50:57.871
8	1	2:48.536	48.429	1:15.625	44.482	208.1	25:40.255	17	1	2:50.423	49.758	1:15.913	44.752	203.8	53:48.294
9	1	2:48.075	48.294	1:15.700	44.081	202.2	28:28.330	18	1	2:49.629	49.269	1:15.372	44.988	203.0	56:37.923
10	1	2:47.346	48.173	1:15.024	44.149	215.1	31:15.676	19	1	2:49.903	49.525	1:15.609	44.769	202.2	59:27.826
11	1	2:56.034	48.949	1:15.342	51.743	200.0	34:11.710	20	1	2:50.371	49.682	1:15.820	44.869	191.8	1:02:18.197
12	1	4:45.277	2:44.047	1:16.601	44.629	213.4	38:56.987	21	1	2:52.166	49.034	1:17.681	45.451	201.9	1:05:10.363
13	1	2:48.940	48.716	1:15.752	44.472	212.2	41:45.927								
14	1	2:50.645	49.944	1:16.567	44.134	195.3	44:36.572								
15	1	2:47.929	48.114	1:16.244	43.571	215.6	47:24.501								
16	1	2:46.572	47.948	1:14.932	43.692	216.9	50:11.073								
17	1	2:48.968	48.079	1:16.613	44.276	220.9	53:00.041								
18	1	2:47.901	47.882	1:16.057	43.962	216.4	55:47.942								
19	1	2:48.653	47.759	1:17.179	43.715	206.1	58:36.595								
20	1	2:52.302	48.363	1:18.745	45.194	210.5	1:01:28.897								
21	1	2:49.146	48.229	1:17.088	43.829	213.9	1:04:18.043								


402 Spirit Racing		RENAULT Clio 1.6 Turbo				
1.	Rob NIEMAN	SD				
2.	Joey VAN SPLUNTEREN					
1	3:47.199	1:04.844	1:31.000	1:11.355	205.3	3:47.199
2	3:57.357	1:12.193	1:29.446	1:15.718	106.3	7:44.556
3	3:51.490	1:17.441	1:37.536	56.513	125.4	11:36.046
4	2:49.305	48.997	1:15.444	44.864	213.0	14:25.351
5	2:49.236	48.819	1:15.584	44.833	210.5	17:14.587
6	2:48.224	48.721	1:14.907	44.596	212.2	20:02.811
7	2:48.450	48.906	1:14.934	44.610	210.5	22:51.261
8	2:48.436	48.664	1:15.338	44.434	210.5	25:39.697
9	2:47.898	48.574	1:15.188	44.136	210.5	28:27.595
10	2:57.340	48.971	1:15.685	52.684	209.7	31:24.935
11	4:43.021	2:44.769	1:14.317	43.935	210.5	36:07.956
12	2:49.686	48.319	1:16.402	44.965	202.2	38:57.642
13	2:48.381	48.620	1:15.535	44.226	215.6	41:46.023
14	2:48.637	49.612	1:14.047	44.978	212.6	44:34.660
15	2:46.847	48.298	1:14.457	44.092	213.9	47:21.507
16	2:46.282	48.461	1:13.962	43.859	212.2	50:07.789
17	2:49.308	48.676	1:16.138	44.494	211.4	52:57.097
18	2:48.216	48.267	1:15.396	44.553	213.4	55:45.313
19	2:48.861	48.143	1:16.199	44.519	214.7	58:34.174
20	2:47.643	48.277	1:14.474	44.892	213.4	1:01:21.817
21	2:47.516	48.283	1:15.157	44.076	212.2	1:04:09.333

403 Kustlicht		ALFA 147				
1.	John VAN DER VOORT	SD				
2.	Sandra VAN DER SLOOT					
1	3:57.815	1:13.426	1:32.602	1:11.787	175.9	3:57.815
2	3:58.099	1:10.294	1:30.555	1:17.250	132.2	7:55.914
3	3:49.574	1:17.652	1:34.674	57.248	139.0	11:45.488
4	2:56.927	51.145	1:19.008	46.774	204.2	14:42.415
5	2:55.371	51.739	1:17.461	46.171	203.4	17:37.786
6	2:56.078	50.907	1:18.204	46.967	203.4	20:33.864
7	2:55.809	50.940	1:18.364	46.505	199.3	23:29.673
8	2:57.100	52.563	1:18.662	45.875	200.7	26:26.773
9	2:55.143	52.396	1:16.875	45.872	197.8	29:21.916
10	3:05.814	51.046	1:18.051	56.717	191.8	32:27.730

404 Spirit Racing		RENAULT Clio 1.6 Turbo				
1.	Bart DROST	SD				
1	3:54.415	1:09.960	1:33.131	1:11.324	171.7	3:54.415
2	3:57.394	1:10.737	1:30.903	1:15.754	98.9	7:51.809
3	3:50.845	1:17.571	1:36.714	56.560	151.7	11:42.654
4	2:58.666	50.853	1:21.491	46.322	209.7	14:41.320
5	2:54.451	50.561	1:18.620	45.270	207.3	17:35.771
6	2:55.461	50.401	1:18.574	46.486	205.7	20:31.232
7	2:54.546	50.458	1:18.367	45.721	206.1	23:25.778
8	2:56.342	50.981	1:19.599	45.762	203.8	26:22.120
9	2:55.123	50.280	1:19.390	45.453	203.8	29:17.243
10	2:55.436	50.197	1:20.106	45.133	204.2	32:12.679
11	3:02.150	49.989	1:19.545	52.616	206.5	35:14.829
12	4:07.462	2:03.090	1:18.694	45.678	204.2	39:22.291
13	2:53.115	49.769	1:17.920	45.426	206.5	42:15.406
14	2:54.041	49.877	1:18.411	45.753	205.7	45:09.447
15	2:54.748	50.248	1:18.656	45.844	205.3	48:04.195
16	2:52.039	49.884	1:17.271	44.884	206.5	50:56.234
17	2:53.056	49.842	1:18.261	44.953	207.3	53:49.290
18	2:52.972	49.307	1:18.853	44.812	209.3	56:42.262
19	2:51.909	49.503	1:17.633	44.773	210.1	59:34.171
20	2:52.940	50.256	1:17.773	44.911	207.7	1:02:27.111
21	2:52.728	49.110	1:18.361	45.257	207.3	1:05:19.839

405		BMW Zilhouette	
1.	Henk TAPPEL	SD	
1	1:40.766	B	1:40.766

409 DRDO		BMW E36				
1.	Hans CREEMERS	SD				
2.	Raymond VAN STEEN					
1	4:02.661	1:18.629	1:30.744	1:13.288	184.6	4:02.661
2	3:55.759	1:09.765	1:28.804	1:17.190	139.9	7:58.420
3	3:53.126	1:18.823	1:34.082	1:00.221	108.3	11:51.546
4	3:05.850	54.492	1:22.408	48.950	182.1	14:57.396
5	3:05.685	54.575	1:21.694	49.416	188.8	18:03.081
6	3:08.349	54.714	1:21.845	51.790	187.2	21:11.430
7	3:05.077	54.275	1:21.223	49.579	190.8	24:16.507
8	3:06.152	54.293	1:22.070	49.789	184.6	27:22.659
9	3:11.183	54.588	1:25.156	51.439	183.4	30:33.842
10	3:17.752	54.867	1:23.549	59.336	152.3	33:51.594
11	4:35.924	2:24.162	1:22.518	49.244	187.2	38:27.518
12	3:08.876	57.116	1:22.552	49.208	184.3	41:36.394
13	3:06.228	54.355	1:23.721	48.152	189.1	44:42.622
14	3:08.198	54.953	1:24.491	48.754	181.8	47:50.820
15	3:06.720	56.532	1:21.155	49.033	187.8	50:57.540



SUPERCAR CHALLENGE + GT&PROTO


SPA RACING FESTIVAL

RACE 1

Sector Analysis

■ Personal Best ■ Session Best B Crossing the finish line in pit lane

Lap	D	Time	Sector 1	Sector 2	Sector 3	T. Spd	Elapsed	Lap	D	Time	Sector 1	Sector 2	Sector 3	T. Spd	Elapsed
410 Tim Gray Motorsport 1.Neil PRIMROSE NORMA M230FC CN															
1	1	3:16.304	46.509	1:21.149	1:08.646	224.5	3:16.304								
2	1	3:55.736	1:09.719	1:34.359	1:11.658	129.8	7:12.040								
3	1	3:52.845	1:16.118	1:44.550	52.177	121.5	11:04.885								
4	1	2:30.364	43.168	1:08.807	38.389	213.0	13:35.249								
5	1	2:28.733	42.283	1:07.924	38.526	242.7	16:03.982								
6	1	2:28.134	41.434	1:07.932	38.768	246.6	18:32.116								
7	1	2:37.356 B	42.218	1:05.668	49.470	235.8	21:09.472								
8	1	3:57.205	2:13.182	1:05.696	38.327	235.3	25:06.677								
9	1	2:29.079	43.667	1:06.589	38.823	231.8	27:35.756								
10	1	2:29.054	42.957	1:07.602	38.495	223.6	30:04.810								
11	1	2:33.528	44.022	1:09.542	39.964	240.0	32:38.338								
12	1	2:27.273	41.975	1:06.189	39.109	244.9	35:05.611								
13	1	2:27.152	41.830	1:07.405	37.917	240.0	37:32.763								
14	1	2:26.607	41.577	1:05.985	39.045	240.5	39:59.370								
15	1	2:23.123	41.549	1:03.258	38.316	237.9	42:22.493								
16	1	2:22.048	41.272	1:02.845	37.931	240.0	44:44.541								
17	1	2:24.131	41.433	1:04.905	37.793	245.5	47:08.672								
18	1	2:32.399	43.425	1:09.122	39.852	223.1	49:41.071								
19	1	2:28.577	41.594	1:09.216	37.767	241.6	52:09.648								
20	1	2:26.075	41.612	1:06.116	38.347	242.7	54:35.723								
21	1	2:33.051	43.050	1:09.328	40.673	214.7	57:08.774								
22	1	2:26.999	41.561	1:06.905	38.533	242.2	59:35.773								
23	1	2:25.263	41.465	1:04.825	38.973	244.9	1:02:01.036								
24	1	2:24.205	41.962	1:04.209	38.034	238.9	1:04:25.241								
444 RDS Racing 1.Pascal EHLERT RENAULT Clio RS 3 SD															
1	1	3:59.346	1:13.999	1:32.936	1:12.411	175.9	3:59.346								
2	1	3:57.360	1:09.792	1:30.248	1:17.320	132.2	7:56.706								
3	1	3:51.767	1:18.076	1:34.398	59.293	122.9	11:48.473								
4	1	3:00.800	53.182	1:19.751	47.867	190.8	14:49.273								
5	1	3:01.364	53.842	1:20.067	47.455	186.2	17:50.637								
6	1	2:59.511	53.042	1:19.720	46.749	191.5	20:50.148								
7	1	2:58.588	52.523	1:19.405	46.660	191.8	23:48.736								
8	1	2:56.953	51.751	1:18.693	46.509	196.7	26:45.689								
9	1	2:57.821	51.897	1:19.442	46.482	197.1	29:43.510								
10	1	3:08.119 B	52.434	1:19.169	56.516	187.2	32:51.629								
11	1	4:46.650	2:34.421	1:24.681	47.548	168.7	37:38.279								
12	1	2:59.884	52.005	1:20.796	47.083	179.7	40:38.163								
13	1	2:58.795	52.119	1:19.667	47.009	194.2	43:36.958								
14	1	2:56.344	51.454	1:19.079	45.811	193.9	46:33.302								
15	1	2:56.031	50.801	1:18.573	46.657	200.4	49:29.333								
16	1	2:56.147	51.206	1:18.907	46.034	198.9	52:25.480								
17	1	2:53.968	51.068	1:16.800	46.100	200.4	55:19.448								
18	1	2:55.436	51.276	1:17.312	46.848	198.5	58:14.884								
19	1	2:56.537	51.272	1:19.183	46.082	195.3	1:01:11.421								
20	1	2:54.789	51.419	1:17.771	45.599	198.9	1:04:06.210								
450 1.Lucas GROENEVELD Renault Clio SD															
1	1	3:51.893	1:09.432	1:31.518	1:10.943	197.1	3:51.893								
2	1	3:57.930	1:11.707	1:30.441	1:15.782	93.0	7:49.823								
3	1	3:50.321	1:17.395	1:36.195	56.731	135.0	11:40.144								
4	1	2:52.193	51.008	1:16.342	44.843	203.4	14:32.337								
5	1	2:50.643	49.810	1:15.602	45.231	202.6	17:22.980								
6	1	2:51.100	50.094	1:15.740	45.266	201.5	20:14.080								
7	1	2:51.805	50.269	1:16.176	45.360	199.3	23:05.885								
8	1	2:53.711	50.303	1:17.899	45.509	200.0	25:59.596								
9	1	2:53.441	51.184	1:16.652	45.605	198.9	28:53.037								
10	1	2:59.415 B	50.258	1:16.639	52.518	199.3	31:52.452								
11	1	4:41.126	2:38.361	1:17.069	45.696	198.9	36:33.578								
12	1	2:53.525	49.846	1:18.165	45.514	201.5	39:27.103								
13	1	2:51.883	50.146	1:16.323	45.414	199.3	42:18.986								
14	1	2:52.754	50.575	1:16.625	45.554	201.1	45:11.740								
15	1	2:58.157	49.904	1:17.648	50.605	202.6	48:09.897								
16	1	2:54.100	50.620	1:17.367	46.113	202.2	51:03.997								
17	1	2:53.967	50.537	1:17.342	46.088	200.7	53:57.964								
18	1	2:55.122	50.650	1:18.559	45.913	200.7	56:53.086								
19	1	2:54.186	50.169	1:17.619	46.398	201.5	59:47.272								
20	1	2:55.473	50.388	1:18.593	46.492	201.5	1:02:42.745								
21	1	2:56.585	51.543	1:19.097	45.945	201.1	1:05:39.330								
473 Alain Berg 1.Alain BERG RADICAL SR8 CN															
1	1	3:12.598	45.270	1:18.687	1:08.641	247.7	3:12.598								
2	1	3:55.453	1:09.141	1:34.866	1:11.446	143.8	7:08.051								
3	1	3:53.097	1:13.898	1:46.390	52.809	115.1	11:01.148								
4	1	2:32.010	42.314	1:09.719	39.977	248.3	13:33.158								
5	1	2:29.046	42.181	1:07.534	39.331	254.1	16:02.204								
6	1	2:28.974	41.973	1:07.892	39.109	257.1	18:31.178								
7	1	2:29.723	42.319	1:07.291	40.113	253.5	21:00.901								



SUPERCAR CHALLENGE + GT&PROTO

SPA RACING FESTIVAL

RACE 1

Sector Analysis

■ Personal Best ■ Session Best B Crossing the finish line in pit lane

Lap	D	Time	Sector 1	Sector 2	Sector 3	T. Spd	Elapsed	Lap	D	Time	Sector 1	Sector 2	Sector 3	T. Spd	Elapsed					
8	1	2:29.237	41.563	1:08.066	39.608	255.3	23:30.138	12	1	2:37.832	45.652	1:09.687	42.493	213.4	36:43.506					
9	1	2:32.876	43.971	1:10.324	38.581	251.2	26:03.014	13	1	2:36.143	48.111	1:06.973	41.059	208.9	39:19.649					
10	1	2:27.421	41.698	1:08.072	37.651	243.2	28:30.435	14	1	2:36.533	45.705	1:08.266	42.562	213.9	41:56.182					
11	1	2:26.584	41.143	1:07.552	37.889	257.1	30:57.019	15	1	2:36.469	45.528	1:09.724	41.217	216.4	44:32.651					
12	1	2:35.567 B	41.886	1:09.356	44.325	221.8	33:32.586	16	1	2:35.354	45.541	1:08.453	41.360	216.4	47:08.005					
13	1	2:40.174	55.414	1:07.147	37.613	253.5	36:12.760	17	1	2:39.314	45.988	1:11.547	41.779	217.3	49:47.319					
14	1	2:29.058	41.385	1:07.342	40.331	255.9	38:41.818	18	1	2:49.934	59.305	1:07.892	42.737	213.0	52:37.253					
15	1	2:28.113	41.621	1:08.780	37.712	202.6	41:09.931	19	1	2:39.041	45.490	1:11.536	42.015	221.3	55:16.294					
16	1	2:26.454	41.164	1:06.479	38.811	258.4	43:36.385	20	1	2:38.451	45.948	1:09.669	42.834	214.7	57:54.745					
17	1	2:34.932 B	41.142	1:06.051	47.739	259.0	46:11.317	21	1	2:33.940	45.672	1:06.914	41.354	214.7	1:00:28.685					
18	1	2:47.612	54.744	1:10.605	42.263	250.0	48:58.929	22	1	2:40.819	45.693	1:12.605	42.521	216.4	1:03:09.504					
19	1	2:26.434	42.101	1:06.960	37.373	252.3	51:25.363	23	1	2:34.195	45.841	1:06.555	41.799	214.7	1:05:43.699					
20	1	2:27.838	41.301	1:08.163	38.374	259.0	53:53.201	<div style="border: 1px solid black; padding: 5px;"> 530 ALP Racing 1. Alan PUBRICK 2. David BRISE SAKER Rap X SR3 </div>							1	1	3:28.218			3:28.218
21	1	2:29.959	43.115	1:08.668	38.176	255.9	56:23.160								2	1	3:55.845			7:24.063
22	1	2:28.928	41.323	1:09.467	38.138	260.9	58:52.088								3	1	3:49.123			11:13.186
23	1	2:31.027	40.971	1:10.193	39.863	260.2	1:01:23.115								4	1	2:33.273			13:46.459
24	1	3:52.572 B	56.941	1:36.197	1:19.434	126.2	1:05:15.687								5	1	2:41.350			16:27.809
															6	1	35:22.320 B			51:50.129

511 BlueBerry Racing PRAGA R1 SR3

1. Danny VAN DONGEN

1	1	3:34.307	56.136	1:26.168	1:12.003	206.5	3:34.307
2	1	3:55.462	1:10.163	1:30.673	1:14.626	99.2	7:29.769
3	1	3:49.304	1:17.201	1:40.889	51.214	86.5	11:19.073
4	1	2:35.470	45.905	1:08.465	41.100	216.4	13:54.543
5	1	2:35.345	45.198	1:08.970	41.177	212.2	16:29.888
6	1	2:35.267	45.831	1:08.715	40.721	217.3	19:05.155
7	1	2:42.183 B	45.361	1:09.336	47.486	210.1	21:47.338
8	1	3:46.625	1:56.386	1:09.249	40.990	216.4	25:33.963
9	1	2:36.888	46.845	1:09.112	40.931	210.5	28:10.851
10	1	2:34.332	45.691	1:07.756	40.885	213.4	30:45.183
11	1	2:33.853	45.698	1:07.393	40.762	213.0	33:19.036
12	1	2:35.877	45.856	1:07.795	42.226	212.6	35:54.913
13	1	2:34.899	46.175	1:07.980	40.744	212.2	38:29.812
14	1	2:36.269	46.293	1:07.418	42.558	213.0	41:06.081
15	1	2:34.355	45.792	1:07.668	40.895	214.3	43:40.436
16	1	2:34.838	47.177	1:06.880	40.781	210.9	46:15.274
17	1	2:32.776	45.217	1:06.778	40.781	216.0	48:48.050
18	1	2:34.165	45.726	1:07.582	40.857	212.6	51:22.215
19	1	2:35.265	45.673	1:07.889	41.703	213.9	53:57.480
20	1	2:37.196	48.018	1:07.937	41.241	208.9	56:34.676
21	1	2:34.626	46.013	1:07.506	41.107	212.6	59:09.302
22	1	2:33.705	45.874	1:06.960	40.871	214.3	1:01:43.007
23	1	2:35.102	45.444	1:07.806	41.852	215.1	1:04:18.109

514 VR Motorsport RADICAL SR3

1. Alastair BOULTON
2. Alain BERG

1	1	3:39.586	58.612	1:29.105	1:11.869	190.1	3:39.586
2	1	3:55.433	1:11.184	1:29.141	1:15.108	128.6	7:35.019
3	1	3:51.981	1:17.558	1:40.301	54.122	133.3	11:27.000
4	1	2:38.796	46.255	1:10.404	42.137	216.4	14:05.796
5	1	2:41.796	45.606	1:13.906	42.284	220.9	16:47.592
6	1	2:41.605	47.839	1:10.525	43.241	212.6	19:29.197
7	1	2:40.393	46.123	1:11.820	42.450	216.4	22:09.590
8	1	2:49.665 B	45.908	1:14.115	49.642	216.4	24:59.255
9	1	3:57.673	2:05.310	1:10.918	41.445	208.9	28:56.928
10	1	2:35.048	45.715	1:07.970	41.363	213.0	31:31.976
11	1	2:33.698	45.849	1:06.959	40.890	211.4	34:05.674